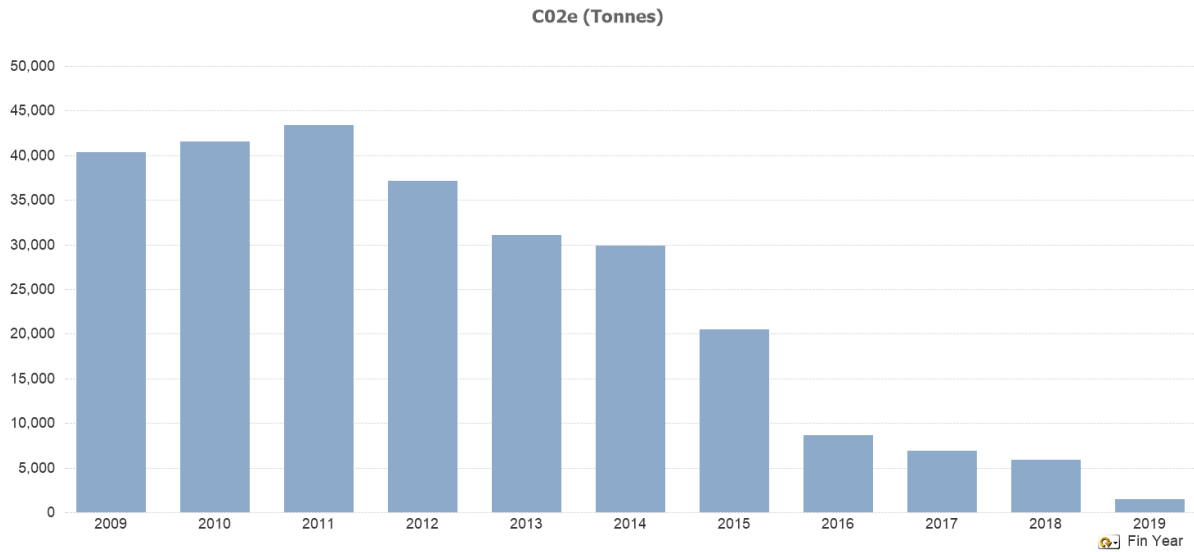


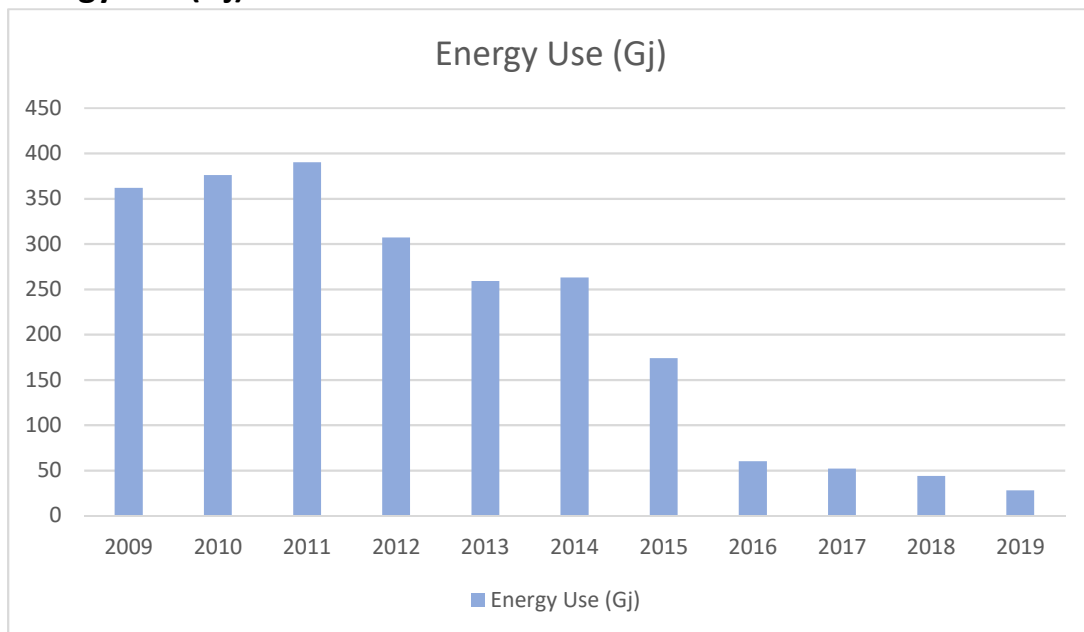
# GWA Emissions & Energy Use FY19

## CO2e Emissions Year on Year



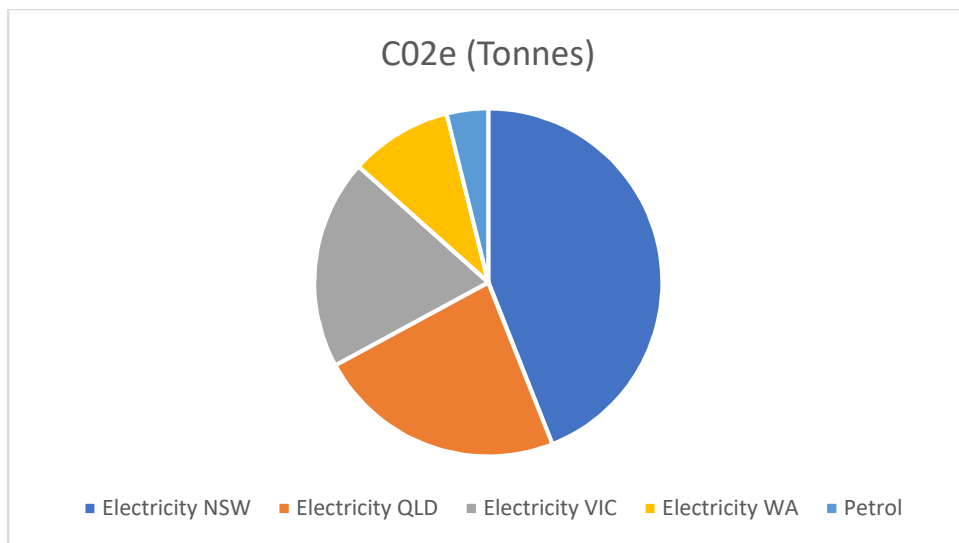
Fin Year	CO2e (Tonnes)
2009	40,373
2010	41,558
2011	43,346
2012	37,150
2013	31,096
2014	29,857
2015	20,531
2016	8,644
2017	6,921
2018	5,854
2019	1,451

## Energy Use (Gj) Year on Year



Fin Year	Energy Use (Gj)
2009	362
2010	376
2011	390
2012	307
2013	259
2014	263
2015	174
2016	60
2017	52
2018	44
2019	28

### Emission by Category Type (Top 5) 2019FY



CategoryType	CO2e (Tonnes)
Electricity NSW	613
Electricity QLD	322
Electricity VIC	272
Electricity WA	133
Petrol	54